

6th December 2013

NOTICE OF MEETING OF THE COUNCIL

The meeting of the Council will be held at

RIVERINA WATER COUNTY COUNCIL CHAMBERS,
91 HAMMOND AVENUE, WAGGA WAGGA

on

FRIDAY, 13th DECEMBER 2013 at 1.30 pm

and your attendance is requested accordingly,

followed by Council Christmas Gathering

Yours faithfully

G J Haley
GENERAL MANAGER



*** AGENDA ***

TABLE OF CONTENTS

APOLOGIES

DECLARATION OF PECUNIARY & NON PECUNIARY INTEREST

CONFIRMATION OF MINUTES HELD ON 24TH OCTOBER 2013

CORRESPONDENCE

GENERAL MANAGER'S REPORT TO THE COUNCIL	2
1. FINANCIAL STATEMENTS – LIST OF INVESTMENTS	2
2. AUDIT AND RISK COMMITTEE MINUTES	3
3. WORKSHOP OPERATIONAL PLAN 2014/2015	7
4. LOST TIME INJURY STATISTICS	7
5. COMPULSORY ACQUISITION LAND	8
6. COMPULSORY ACQUISITION EASEMENTS	9
7. PRODUCTIVITY MEASURES	10
8. WATER EDUCATION PROGRAM	10
9. STAFFING STRUCTURE	11
ACTING DIRECTOR OF ENGINEERING'S REPORTS TO COUNCIL MEETING	12
1. WORKS REPORT COVERING OCTOBER 2013	12
2. WORKS REPORT COVERING NOVEMBER 2013	13
QUESTIONS & STATEMENTS	14
CLOSURE OF MEETING TO THE PUBLIC (CONFIDENTIAL REPORTS).....	14
1. STAFFING STRUCTURE	15

GENERAL MANAGER'S REPORT TO THE COUNCIL

6th December 2013

The Chairperson and Councillors:

1. FINANCIAL STATEMENTS – LIST OF INVESTMENTS

RECOMMENDED that the report detailing Council's external investments for the months of October and November 2013 be received.

- List of Investments – October 2013
- List of Investments – November 2013

Monthly Investment Report as at 31/10/13

a) Council's Investments as at 31/10/13

Investment	Inception Date	Term (Days)	Maturity Date	S&P Rating	Interest Rate (%)	Performance Benchmark	Benchmark Rate (%)	Percentage of Portfolio	Principal Value	Market Value
Term Deposits										
Bank of Queensland	28/05/2013	273	25/02/14	A-2	4.23	BBSW	2.81	10.053%	\$2,500,000.00	\$2,500,000.00
ME Bank	28/05/2013	274	26/02/14	A-2	4.23	BBSW	2.81	10.053%	\$2,500,000.00	\$2,500,000.00
Westpac	26/09/2013	124	28/01/14	A-1+	4.00	BBSW	2.63	20.106%	\$5,000,000.00	\$5,000,000.00
ING	29/05/2013	181	26/11/13	A-1	4.24	BBSW	2.70	10.053%	\$2,500,000.00	\$2,500,000.00
Bank of Queensland	28/05/2013	181	25/11/13	A-2	4.28	BBSW	2.70	10.053%	\$2,500,000.00	\$2,500,000.00
Bank of Queensland	26/09/2013	181	26/03/14	A-2	3.78	BBSW	2.70	4.021%	\$1,000,000.00	\$1,000,000.00
ME Bank	29/08/2013	90	27/11/13	A-2	3.78	BBSW	2.58	4.021%	\$1,000,000.00	\$1,000,000.00
Bendigo & Adelaide	8/10/2013	30	07/11/13	A-2	3.15	BBSW	2.57	4.021%	\$1,000,000.00	\$1,000,000.00
Rural Bank	26/09/2013	124	28/01/14	A-2	3.80	BBSW	2.63	4.021%	\$1,000,000.00	\$1,000,000.00
ME Bank	31/10/2013	34	04/12/13	A-2	3.30	BBSW	2.57	2.011%	\$500,000.00	\$500,000.00
								78.41%	\$19,500,000.00	\$19,500,000.00
Cash Deposit Account										
T Corp				A-1+	3.25	Cash Rate	2.50	11.88%	\$2,953,331.60	\$2,953,331.60
AMP				A-1	3.35	Cash Rate	2.50	9.71%	\$2,414,439.72	\$2,414,439.72
								21.59%	\$5,367,771.32	\$5,367,771.32
TOTAL INVESTMENTS								100.00%	\$24,867,771.32	\$24,867,771.32
Cash at Bank										\$125,248.89
TOTAL FUNDS										\$24,993,020.21

b) Application of Investment Funds

Restricted Funds	Description	Value
Externally Restricted	Uexpended Grants	-\$41,436.12
		-\$41,436.12
Internally Restricted	Employee Leave Entitlements (30% of ELE)	\$896,007.55
	Asset Replacement	\$1,148,563.92
	Loan Funds	\$470,017.00
	LIRS Loan Funds	\$14,428,417.00
	Sales Fluctuation	\$2,600,000.00
		\$19,543,005.47
Unrestricted Funds		\$5,491,450.86
TOTAL FUNDS		\$24,993,020.21

* Externally & Internally Restricted Reserve figures are subject to final adjustment and external audit at 30 June each year.
 Figures shown above are estimate only.

CERTIFICATE

I hereby certify that all the above investments have been made in accordance with the provision of Section 625 of the Local Government Act 1993 and the regulations thereunder.

M. L. Curran

M Curran

FINANCE / ADMINISTRATION MANAGER

Monthly Investment Report as at 30/11/13

a) Council's Investments as at 30/11/13

Investment	Inception Date	Term (Days)	Maturity Date	S&P Rating	Interest Rate (%)	Performance Benchmark	Benchmark Rate (%)	Percentage of Portfolio	Principal Value	Market Value
Term Deposits										
Bank of Queensland	28/05/2013	273	25/02/14	A-2	4.23	BBSW	2.76	10.278%	\$2,500,000.00	\$2,500,000.00
ME Bank	28/05/2013	274	26/02/14	A-2	4.23	BBSW	2.76	10.278%	\$2,500,000.00	\$2,500,000.00
Westpac	26/09/2013	124	28/01/14	A-1+	4.00	BBSW	2.58	20.556%	\$5,000,000.00	\$5,000,000.00
ING	26/11/2013	190	04/06/14	A-1	3.85	BBSW	2.65	10.278%	\$2,500,000.00	\$2,500,000.00
Bank of Queensland	25/11/2013	171	15/05/14	A-2	3.80	BBSW	2.65	10.278%	\$2,500,000.00	\$2,500,000.00
Bank of Queensland	26/09/2013	181	26/03/14	A-2	3.78	BBSW	2.65	4.111%	\$1,000,000.00	\$1,000,000.00
ME Bank	27/11/2013	57	23/01/14	A-2	3.40	BBSW	2.58	4.111%	\$1,000,000.00	\$1,000,000.00
Bendigo & Adelaide	7/11/2013	90	05/02/14	A-2	3.40	BBSW	2.57	4.111%	\$1,000,000.00	\$1,000,000.00
Rural Bank	26/09/2013	124	28/01/14	A-2	3.80	BBSW	2.58	4.111%	\$1,000,000.00	\$1,000,000.00
ME Bank	31/10/2013	34	04/12/13	A-2	3.30	BBSW	2.58	2.056%	\$500,000.00	\$500,000.00
								80.17%	\$19,500,000.00	\$19,500,000.00
Cash Deposit Account										
T Corp				A-1+	3.20	Cash Rate	2.50	12.17%	\$2,959,717.30	\$2,959,717.30
AMP				A-1	3.35	Cash Rate	2.50	7.67%	\$1,864,439.72	\$1,864,439.72
								19.83%	\$4,824,157.02	\$4,824,157.02
TOTAL INVESTMENTS								100.00%	\$24,324,157.02	\$24,324,157.02
Cash at Bank										\$437,269.72
TOTAL FUNDS										\$24,761,426.74

b) Application of Investment Funds

Restricted Funds	Description	Value
Externally Restricted	Uexpended Grants	\$0.00
		\$0.00
Internally Restricted	Employee Leave Entitlements (30% of ELE)	\$896,007.55
	Asset Replacement	\$1,148,563.92
	Loan Funds	\$470,017.00
	LIRS Loan Funds	\$14,428,417.00
	Sales Fluctuation	\$2,600,000.00
		\$19,543,005.47
Unrestricted Funds		\$5,218,421.27
TOTAL FUNDS		\$24,761,426.74

* Externally & Internally Restricted Reserve figures are subject to final adjustment and external audit at 30 June each year.
 Figures shown above are estimate only.

CERTIFICATE

I hereby certify that all the above investments have been made in accordance with the provision of Section 625 of the Local Government Act 1993 and the regulations thereunder.

M. L. Curran

M Curran

FINANCE / ADMINISTRATION MANAGER

2. AUDIT AND RISK COMMITTEE MINUTES

Author: Naomi Stuart

General Manager: Graeme Haley

RECOMMENDATION: That Council:

- a) Receive and note the minutes of the Audit and Risk Committee Meeting held on 28 November 2013 and endorse the recommendations contained therein.
 - b) Note the report on the Local Government Internal Audit Forum.
-

Report

The Audit and Risk Committee Meeting was held on 28 November 2013. Minutes of the meeting are attached.

Budget

N/A

Policy

POL1.17 Internal Audit
Audit and Risk Committee Charter

MINUTES of the MEETING of AUDIT & RISK COMMITTEE held at 91 HAMMOND AVENUE, WAGGA WAGGA, on THURSDAY 28 NOVEMBER 2013

PRESENT

Steven Watson (Chairperson)
Michael Commins

IN ATTENDANCE

General Manager	Graeme Haley
Manager Internal Audit Services	Naomi Stuart
Finance Administration Manager	Michele Curran
Internal Audit Officer	Phillip Swaffield
Acting Director Engineering	Bryan Short
(for items RP-12, RP-11 and RP-5)	
Manager Projects	Greg Vidler
(for items RP-12, RP-11 and RP-5)	

The meeting of the Audit and Risk Committee commenced at 9:07am

APOLOGIES

Apologies for non-attendance were received and accepted for Councillor Andrew Negline and Councillor Kevin Poynter on the motion of Michael Commins and Steven Watson

DECLARATION OF INTEREST

No declarations of Pecuniary & Non-pecuniary interest received.

CONFIRMATION OF MINUTES

CM-1 CONFIRMATION OF MINUTES – 10 September 2013

Recommendation:

On the motion of Steven Watson and Michael Commins

That the Minutes of the proceedings of the Audit and Risk Committee Meeting held on 10 September 2013 be confirmed as a true and accurate record.

CARRIED

REPORTS

At this stage of the meeting items RP-12, RP-11 and RP-5 were brought forward for consideration.

RP-12 PROJECT MANAGEMENT STATUS (Acting Director of Engineering)

Recommendation:

On the motion of Michael Commins and Steven Watson

That the Audit and Risk Committee:

- a) Note the Project Management Status Report from the Acting Director of Engineering**
- b) Note the verbal briefing on the Capital Works Program**
- c) Request that a Project Status spreadsheet summarising all Capital Projects including budget, total project expenditure to date and project progress be included in future Project Management Status Reports.**

CARRIED

Graeme Haley exited the meeting the time being 10:01am

Graeme Haley entered the meeting the time being 10:05am

RP-11 IMPEDIMENTS TO UNDERGROUND ASSET REPLACEMENT AND MAINTENANCE (CRITICAL ISSUES LIST)

Recommendation:

On the motion of Steven Watson and Michael Commins

That the Audit and Risk Committee:

- a) Note the Report from the Acting Director of Engineering.**
- b) Request that a record of all incidents of impediments be included in future Project Management Status Reports.**

CARRIED

Bryan Short and Greg Vidler exited the meeting the time being 10:14am

RP-5 LEAD ORGANISATION CRITICAL ISSUES LIST

Recommendation:

On the motion of Michael Commins and Steven Watson

That the Audit and Risk Committee receive and note the report.

CARRIED

RP-1 INVESTMENT REPORTS

Recommendation:

On the motion of Steven Watson and Michael Commins

That the Audit and Risk Committee receive and note the investment reports for the periods 31 August 2013, 30 September 2013 and 31 October 2013.

CARRIED

RP-2 QUARTERLY BUDGET REVIEW PERIOD 30TH SEPTEMBER 2013

Recommendation:

On the motion of Michael Commins and Steven Watson

That the Audit and Risk Committee:

- a) Note the Quarterly Budget Review for the period ended 30 September 2013 as adopted at the October 2013 Council meeting**
- b) Request a further column to be included in future reports showing comparison figures for the previous year's period**

CARRIED

RP-3 INTERNAL AUDIT REPORT

Recommendation:

On the motion of Steven Watson and Michael Commins

That the Audit and Risk Committee receive and note the report.

CARRIED

RP-4 NSW TREASURY FINANCIAL ASSESSMENT AND BENCHMARKING REPORT

Recommendation:

On the motion of Michael Commins and Steven Watson

That the Audit and Risk Committee receive and note the report.

CARRIED

RP-6 EXTERNAL AUDIT TENDER

Recommendation:

On the motion of Steven Watson and Michael Commins

That the Audit and Risk Committee:

- a) receive and note the General Manager's confidential report to Council regarding the consideration of tenders for the provision of external audit services. As a condition of acceptance of Crowe Horwath Auswild's tender, an additional four to six hours partner/principal time was requested to be included in the annual audit timetable (at the applicable hourly rate), to ensure the best possible service to Council.**
- b) Request that Crowe Horwath attend the Audit and Risk Committee meeting on 22 May 2014.**

CARRIED

RP-7 DRAFT LONG TERM FINANCIAL PLAN, OPERATING PLAN AND DELIVERY PROGRAM

Recommendation:

On the motion of Steven Watson and Michael Commins

That the Audit and Risk Committee receive and note the advice regarding the location of the Long Term Financial Plan, Operating Plan and Delivery Program.

CARRIED

RP-8 STATUS REPORT BY ACTING GENERAL MANAGER TO AUDIT AND RISK COMMITTEE - DELEGATIONS

Recommendation:

On the motion of Steven Watson and Michael Commins

That the status report be received and noted.

CARRIED

RP-9 BUSINESS CONTINUITY PLAN – SUB PLAN UPDATE

Recommendation:

On the motion of Michael Commins and Steven Watson

That the Audit and Risk Committee:

- a) Receive and note the report**
- b) Request that the final Business Continuity Plan and Sub Plans are presented to the Audit and Risk Committee Meeting on 13 February 2014.**

CARRIED

RP-10 AUDIT AND RISK COMMITTEE MEETING DATES

Recommendation:

On the motion of Steven Watson and Michael Commins

That the Audit and Risk Committee endorse the schedule of Committee meeting dates for the period 1 July 2014 to 31 December 2014 as follows:

**14 August 2014
20 November 2014**

CARRIED

GENERAL BUSINESS

GB-1 LOCAL GOVERNMENT INTERNAL AUDIT FORUM

Recommendation:

On the motion of Michael Commins and Steven Watson

That the Audit and Risk Committee receive and note the report

CARRIED

Next General Meeting: Thursday 13 February 2013.

The Audit and Risk Committee rose at 11:00am.

- **Local Government Internal Audit Forum**

LOCAL GOVERNMENT INTERNAL AUDIT FORUM

8 NOVEMBER 2013

SMC CONFERENCE & FUNCTION CENTRE, SYDNEY

Introduction

The Institute of Internal Auditors forum included a range of presentations and panel discussions on key issues defining local government internal audit and governance arrangements. The forum was attended by the Chair, Audit and Risk Committee, Steven Watson and Manager Internal Audit Services, Naomi Stuart.

In addition, the forum provided a valuable opportunity for the participants to network with other professionals in Internal Audit and independent members of Audit and Risk Committees.

The Forum highlighted that Council's proactive approach in establishing both an Internal Audit function and Audit and Risk Committee demonstrates its commitment to improved governance and better practice.

A summary of the sessions attended is included below.

Session 1: Local Government – A different sector – A different Future

Mark Ferguson, General Manager, Pittwater Council.

- Managing in the unique environment of local government management – balancing political, strategy, community, operations and risk. Noted that New Zealand has narrowed the responsibility of Councils. De-amalgamation of Council's in Queensland.
- Addressing the practicalities of delivering the strategy in such an environment. Risks include corruption, fraud, and reputation.
- Getting governance and stakeholder relationships right – Council as a place maker.
- Perspectives on future challenges and solutions for the sector
- Constitutional recognition.

Session 2: Planning for the future – Update of NSW Local Government Act

Stephen Blackadder, Member, Local Government Acts Task force, Division of Local Government, Department of Premier and Cabinet.

- Update on progress in developing a new local government act for NSW.
- Local Government Acts Taskforce consultation process – Final report submitted in October 2013 (cabinet confidential – preventing any specifics being revealed).

- Role of taskforce was to develop new enabling, principles based legislation that is progressive, easily understood and avoids red tape.
- Taskforce issues:
 - Performance of local government including community, governing body (Councillor) and corporate body (General Manager and staff).
 - Integrated planning and reporting
 - Technology
 - Procurement
 - Earned autonomy
 - Capital expenditure
 - Principles based legislation
 - Governance
 - Elections

Session 3: On the same page – Internal Audit engaging their stakeholders

Panel members:

Stephen Blackadder, Director, Blackadder Associates

Dr AJ Purcell MIA (Aust) Audit Committee Chair Moorandah City Council and Audit Committee Member Banyule, Bayside and Yarra City Councils & Chief Auditor, CPA Australia

Jacqueline Townsend, Mayor, Pittwater Council

Michael Quirk, Head of Internal Audit, North Shore Councils

- Breaching the expectations gap – Understanding what stakeholders want from internal audit.
- Internal audit and strategy – When, where and how should internal audit be involved in strategy. Ensure internal audit links to community strategic plan.
- Maturity of ERM in local government
- Governance structures and communications lines – who is talking to who across the 3 lines of defence,
<https://na.theiia.org/training/templates/Pages/The-Three-Lines-of-Defense-in-Effective-Risk-Management-and-Control.aspx>
- Navigating the political minefield – what drives the audit program and what information can be accessed from the audit program.
- Addressing the independence debate and getting value from internal audit.

Session 4: Reinventing the Local Government Sector

Panel members:

Glenn Inglis, Specialist Strategic Local Government and Member, Independent Local Government Review Panel

Greg Hallam, Executive Officer, Local Government Association of Queensland

John Bennie, Chief Executive Officer, City of Dandenong

- Local government business sustainability – is bigger better. Insights from both Queensland and Victoria.
- Amalgamations – some key challenges:
 - Loss of long term and valued resources;
 - Significant loss of corporate knowledge;
 - Loss of local democracy;
 - Establishment of 'optimal' service levels;

- Merging of various cultures and creation of a new, unitary culture;
- Not seeing amalgamation as an end in itself

Session 5: Embedding the right risk culture in Local Government

Adam Vine, Group Manager – Business & Enterprise Risk, Warringah Council

- Creating a positive, risk aware culture – accountability & transparency, proactive risk management, implemented at all levels.
- Organisational initiatives – leadership group, values, customer service expectations, business excellence, open door policy, self leadership, authentic conversations, no blame culture, staff delegations, take (calculated) risks, Councillor briefings, Integrate Internal Audit, Corporate plan.

Session 6: Audit Committees in the spot light

Dr AJ Purcell, Audit Committee Chair Moorandah City Council and Audit Committee Member Banyule, Bayside and Yarra City Councils & Chief Auditor, CPA Australia

- Governance, committee and structures. Consideration of expectations gap. Value for money, effectiveness of Committee and inputs.
- Audit Committee independence
- The Audit Committee risk responsibility
- Audit Committee best practice and performance

Session 7: Delivering meaningful audit reports

Scott Webb, Associate Director, IAB Services

- Addressing the disconnect between the audit finding and delivering the audit recommendation
- Understanding your audience and reporting accordingly
- Presenting reports with business context
- Examples of the best practice reporting
- Addressing GIPA challenges in audit reporting – presumption in favour of transparency

<http://www.iaa.org.au/technicalResources/knowledgeitem.aspx?ID=229>

Conclusion

The attendees found the forum sessions to be beneficial and both the Audit & Risk Committee and the Internal Audit function are currently adhering to industry best practice. Of particular interest were discussions, regarding the possibility of mandating Internal Audit functions and Audit & Risk Committees. Council's proactive approach in establishing both the Internal Audit Function and Audit & Risk Committee positions Council well for the future.

3. WORKSHOP OPERATIONAL PLAN 2014/2015

RECOMMENDATION that Council hold a workshop to discuss key aspects of the 2014/2015 Operational Plan, following Council's February Meeting, with the Council Meeting to commence at 9.30am.

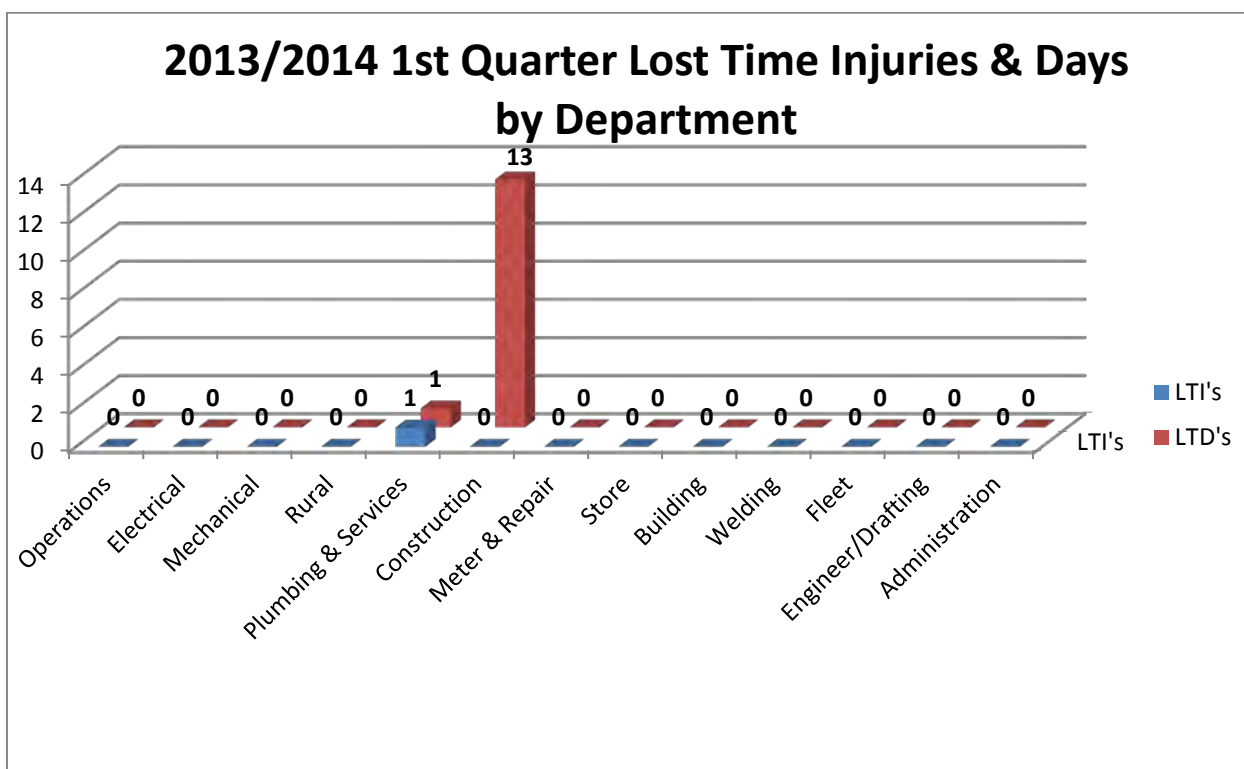
In the preparation of the Draft Operational Plans for the past three years, Council held a workshop prior to the February Council Meeting.

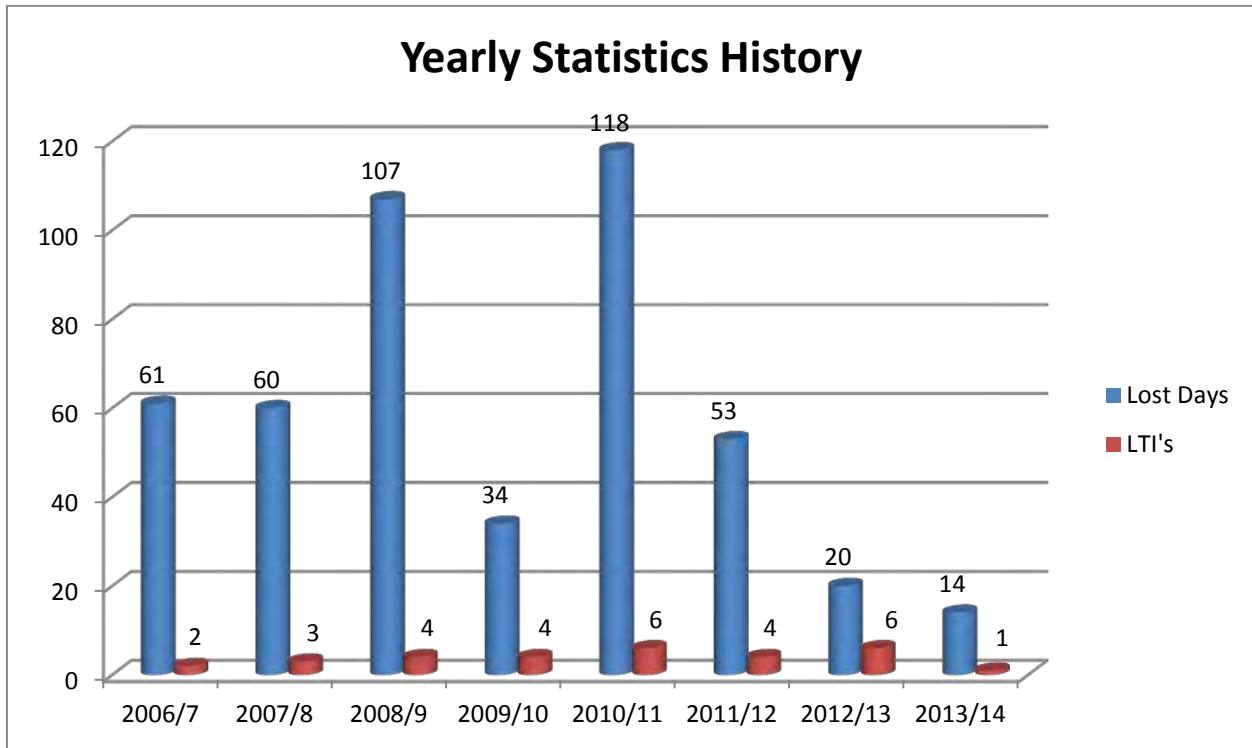
It is suggested to again hold a workshop adjacent to Council's February Meeting. Council resolved at its August 2013 Meeting to commence future meetings at 9.30am, unless otherwise resolved. It would be anticipated that lunch will be arranged for Councillors and participating staff.

4. LOST TIME INJURY STATISTICS

RECOMMENDATION that the quarterly statistics report on Lost Time Injuries for the 12 months ended September 2013 be received and noted.

QUARTER	LOST TIME INJURIES	LOST TIME DAYS
December 2012	3	7
March 2013	0	3
June 2013	2	4
September 2013	1	14
TOTAL YEAR TO DATE	6	28





5. COMPULSORY ACQUISITION LAND

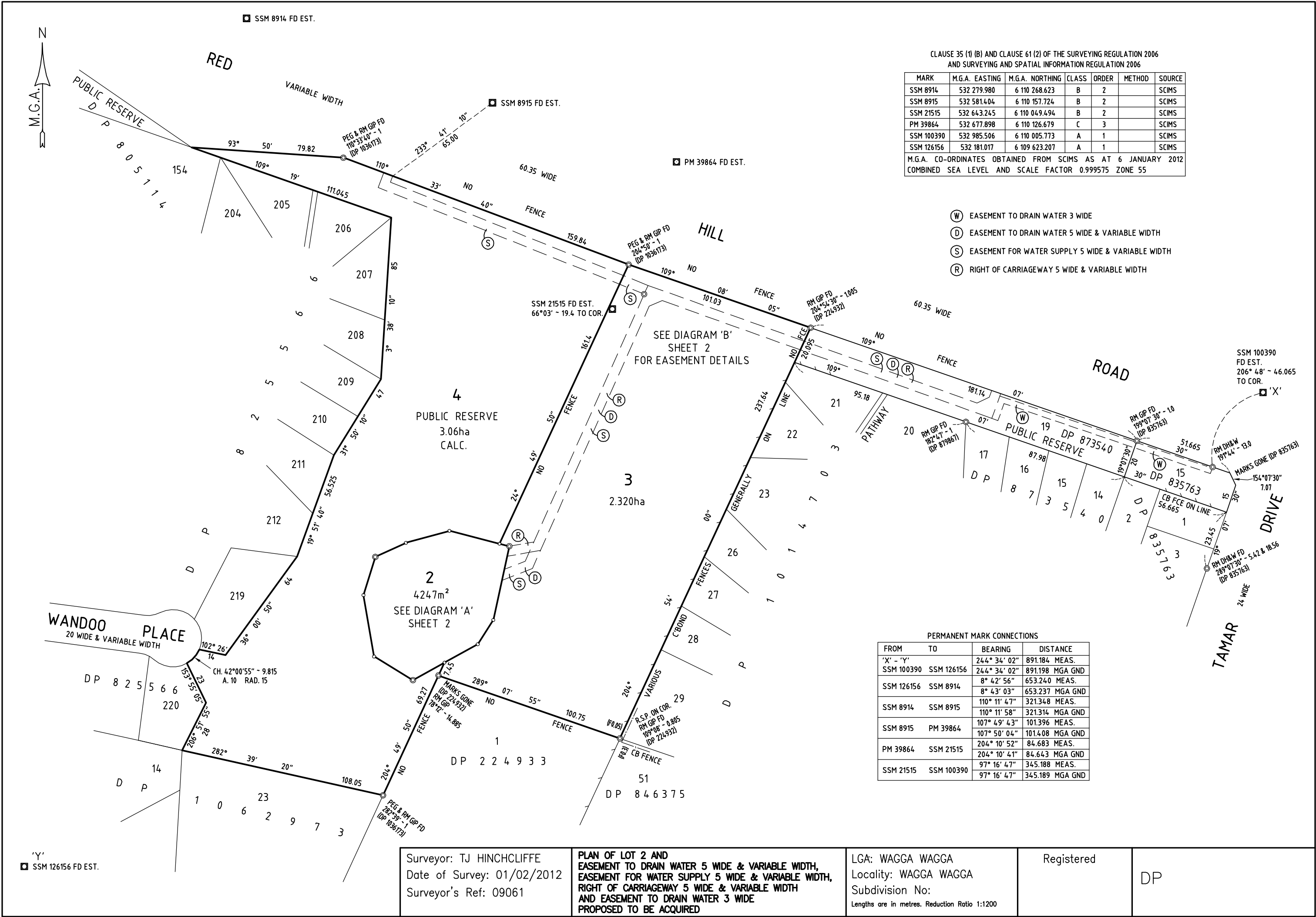
Council's Solicitor has advised that Council's resolutions for the purpose of Application to the Department of Local Government for the compulsory acquisition for land at Redhill Road need to include additional information.

It is recommended that the following be adopted as Council's resolution:

RECOMMENDED that:

Redhill Road:

- a) The Council resolves to acquire subdivided land at Redhill Road within Lot 18 DP 1036173 and Lot 1 DP 224932, Parish of South Wagga Wagga, County of Wynyard by compulsory acquisition for the purpose of constructing, extending, controlling and managing works for its water supply activities under the Local Government Act;
- b) The Council resolves to authorise the necessary application for compulsory acquisition to the Minister for Local Government and the Governor of New South Wales;
- c) The Council resolves that all minerals on the land be excluded from the compulsory acquisition;
- d) The Council resolves that the Valuer General be engaged to value the land for compensation purposes for the compulsory acquisition and compensation be paid in accordance with this valuation; and
- e) Authority be and is hereby given to affix the Council's Seal on any documentation required for the acquisition process.



CLAUSE 35 (1) (B) AND CLAUSE 61 (2) OF THE SURVEYING REGULATION 2006
AND SURVEYING AND SPATIAL INFORMATION REGULATION 2006

MARK	M.G.A. EASTING	M.G.A. NORTHING	CLASS	ORDER	METHOD	SOURCE
SSM 8914	532 279.980	6 110 268.623	B	2		SCIMS
SSM 8915	532 581.404	6 110 157.724	B	2		SCIMS
SSM 21515	532 643.245	6 110 049.494	B	2		SCIMS
PM 39864	532 677.898	6 110 126.679	C	3		SCIMS
SSM 100390	532 985.506	6 110 005.773	A	1		SCIMS
SSM 126156	532 181.017	6 109 623.207	A	1		SCIMS

M.G.A. CO-ORDINATES OBTAINED FROM SCIMS AS AT 6 JANUARY 2012
COMBINED SEA LEVEL AND SCALE FACTOR 0.999575 ZONE 55

- (W) EASEMENT TO DRAIN WATER 3 WIDE
- (D) EASEMENT TO DRAIN WATER 5 WIDE & VARIABLE WIDTH
- (S) EASEMENT FOR WATER SUPPLY 5 WIDE & VARIABLE WIDTH
- (R) RIGHT OF CARRIAGEWAY 5 WIDE & VARIABLE WIDTH

PERMANENT MARK CONNECTIONS

FROM	TO	BEARING	DISTANCE
'X' - 'Y'		244° 34' 02"	891.184 MEAS.
SSM 100390	SSM 126156	244° 34' 02"	891.198 MGA GND
SSM 126156	SSM 8914	8° 42' 56"	653.240 MEAS.
		8° 43' 03"	653.237 MGA GND
SSM 8914	SSM 8915	110° 11' 47"	321.348 MEAS.
		110° 11' 58"	321.314 MGA GND
SSM 8915	PM 39864	107° 49' 43"	101.396 MEAS.
		107° 50' 04"	101.408 MGA GND
PM 39864	SSM 21515	204° 10' 52"	84.683 MEAS.
		204° 10' 41"	84.643 MGA GND
SSM 21515	SSM 100390	97° 16' 47"	345.188 MEAS.
		97° 16' 47"	345.189 MGA GND

Surveyor: TJ HINCHCLIFFE
Date of Survey: 01/02/2012
Surveyor's Ref: 09061

PLAN OF LOT 2 AND
EASEMENT TO DRAIN WATER 5 WIDE & VARIABLE WIDTH,
EASEMENT FOR WATER SUPPLY 5 WIDE & VARIABLE WIDTH,
RIGHT OF CARRIAGEWAY 5 WIDE & VARIABLE WIDTH
AND EASEMENT TO DRAIN WATER 3 WIDE
PROPOSED TO BE ACQUIRED

LGA: WAGGA WAGGA
Locality: WAGGA WAGGA
Subdivision No:
Lengths are in metres. Reduction Ratio 1:1200

Registered

DP

6. COMPULSORY ACQUISITION EASEMENTS

Council's Solicitor has advised that Council's resolutions for the purpose of Application to the Department of Local Government for the compulsory acquisition for easements at Redhill Road need to include additional information.

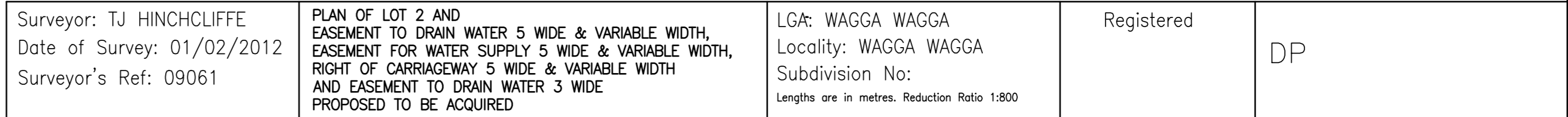
It is recommended that the following be adopted as Council's resolution:

RECOMMENDED that:

Redhill Reservoir No.3:

- a) The Council resolves to acquire an easement at Redhill Road 5 metres wide within Lot 18 DP 1036173, Lot 1 DP224932, Lot 19 DP 873540, parish of South Wagga Wagga, County of Wynyard, and 3 metres wide within Lot 15 DP 835763 parish of South Wagga Wagga, County of Wynyard by compulsory acquisition for the purpose of constructing, extending, controlling and managing works for its water supply activities under the Local Government Act;
- b) The Council resolves to authorise the necessary application for compulsory acquisition to the Minister for Local Government and the Governor of New South Wales;
- c) The Council resolves that all minerals on the land be excluded from the compulsory acquisition;
- d) The Council resolves that the Valuer General be engaged to value the land for compensation purposes for the compulsory acquisition and compensation be paid in accordance with this valuation; and
- e) Authority be and is hereby given to affix the Council's Seal on any documentation required for the acquisition process.

-
- **Linen Sheet 2**



7. PRODUCTIVITY MEASURES

RECOMMENDATION that Council received and note the General Manager's Report into the development of productivity measures for Riverina Water County Council.

Discussions have been continuing regarding possible productivity measures for Riverina Water County Council. The intention is to utilise these as part of negotiations for Council's next Enterprise Award.

The development of these productivity measures were raised at the Staff Consultative Committee meeting held on 30 October 2013.

It was agreed that productivity measures need to be linked with the operational plan and would include such matters as:

- Unplanned interruptions,
- Response time to customers,
- Demand management measures (average KI/residential customer),
- Amount of unplanned overtime,
- Unplanned supply interruptions,
- Average energy costs/KI (e.g. March to October),
- Fuel consumption,
- Number of telemetry alarms,
- Sick leave without certificate,
- Lost time through injury,
- Time to answer telephone calls,
- Customer satisfaction surveys undertaken annually,
- Water quality measures, and
- Time to process payroll timesheets,

There are a number of measures that can be developed relatively easily. The main point discussed amongst employees was the need for these to be easily measured and not remain the responsibility of an individual employee but the organisation as a whole since some of this be attributed to being a resourcing issue and beyond the control of individuals. It was further agreed at the meeting that a the working party would be set up, comprising managers, supervisors and employees to develop these measures for inclusion in Council's 2014/2015 Operating Plan.

8. WATER EDUCATION PROGRAM

RECOMMENDATION that Council receive and note the report on the Water Education Program

This year Riverina Water County Council engaged the Keep Australia Beautiful Council to run their Enviromentors Water Education Program. This program was tailored to suit Riverina Water's local water message. The Enviromentors Drip, Drop, Splash module was offered to 45 primary schools in the Riverina Water supply area. A total of 17 schools took part in the program (over 21 days) covering the four constitute council areas with approximately 2,021 participants.

The Drip, Drop, Splash module aims to foster students' understanding of the value of water, and to develop attitudes and skills conducive to the achievement of sustainable management of this limited natural resource.

Feedback from the program was extremely positive. 57 evaluation forms were handed out with 57 forms returned. When asked how effective the program was all 57 responses stated the program was very good to excellent.

Overall, students in the Riverina Water County Council area recognised the importance of saving water. However, many were unaware how much water they were wasting at home and were surprised to discover the actions they could take at home to reduce their water consumption outside by planting native plants, mulching, reducing lawn cover, washing cars on the grass and not watering at the hottest time of the day.

9. STAFFING STRUCTURE

RECOMMENDATION that Council consider the Report "Staffing Structure" whilst the meeting is closed to the public as it relating to personnel matters about an individual, as prescribed by Section 10A(2)(a) of the Local Government Act 1993.



Graeme J. Haley
GENERAL MANAGER

ACTING DIRECTOR OF ENGINEERING'S REPORTS
TO COUNCIL MEETING

1. WORKS REPORT COVERING OCTOBER 2013

RECOMMENDATION That this report be received and noted.

- October 2013 Engineer Works Report

**ACTING DIRECTOR OF ENGINEERING'S REPORT
TO DECEMBER 2013 COUNCIL MEETING**

13th November 2013

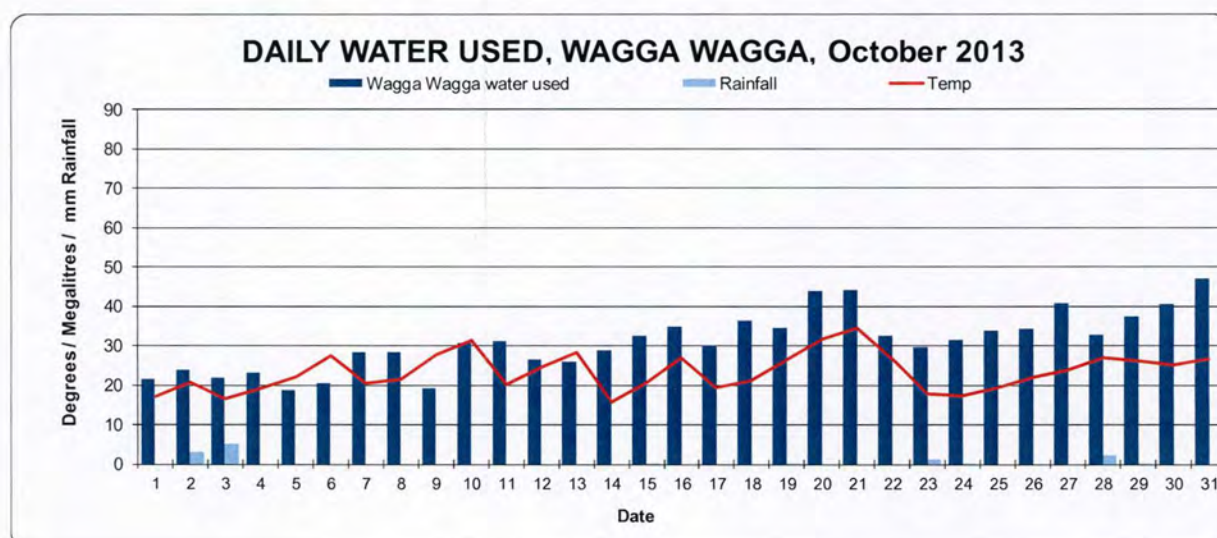
1 WORKS REPORT COVERING OCTOBER 2013

RECOMMENDATION That this report be received and noted.

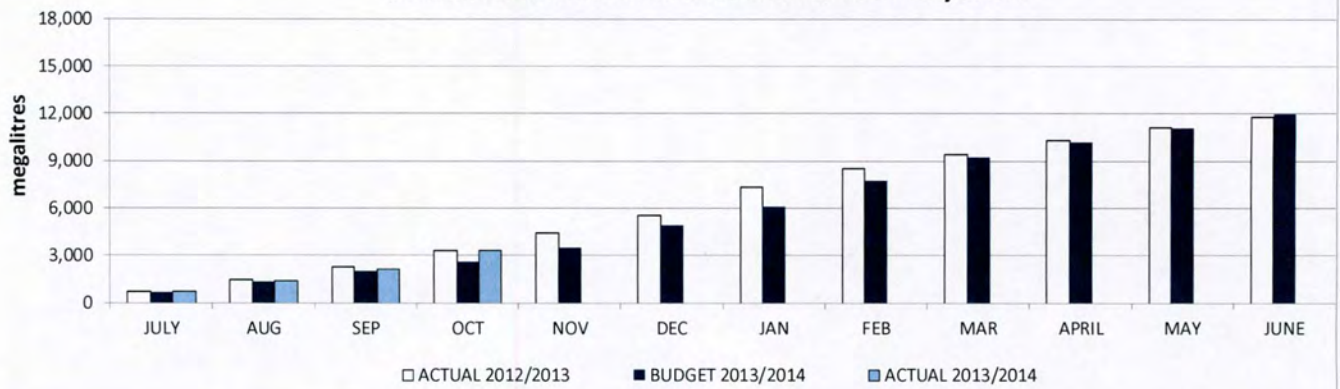
1.1 WATER SOURCED AND USED

October	2011	2012	2013
Rainfall	18.4	31	12.6
Wet Days	11	5	8
WATER SOURCED October 2013 (MI)			
North Wagga bores	184.32	202.31	192.00
West Wagga bores	431.95	431.88	339.00
East Wagga bores	217.59	365.56	442.83
Murrumbidgee River	128.63	94.09	55.34
SUB-TOTAL	962.49	1,093.84	1,029.17
Bulgary Bores	32.67	44.22	39.75
Urana Source	0.00	0.27	0.00
Ralvona Bores	16.47	23.95	21.35
Walla Walla Bores	0.00	0.00	13.94
Goldenfields Water Supply System	1.30	1.75	18.30
SUB-TOTAL	50.44	70.19	93.34
Woomargama	0.84	0.79	1.11
Humula	0.76	0.95	0.59
Tarcutta	2.80	3.03	3.01
Oura	3.35	3.65	2.58
Walbundrie/Rand	2.22	2.82	3.47
Morundah	0.78	0.80	0.79
Collingullie	4.18	3.16	4.38
SUB-TOTAL	14.93	15.20	15.93
TOTALS	1,027.86	1,179.23	1,138.44

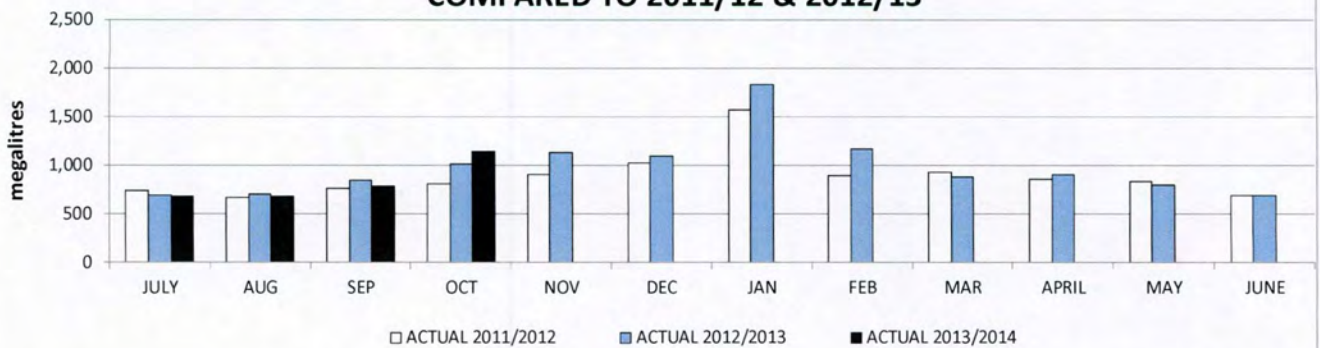
WATER USED October 2013 (MI)			
	2011	2012	2013
East Bomen	17.67	20.97	25.33
Estella	45.21	61.76	52.07
North Wagga	73.44	68.83	96.49
Wagga Wagga – Low Level	159.94	209.02	151.34
Wagga Wagga – High Level	464.31	497.62	524.41
Wagga Wagga – Bellevue Level	56.02	62.70	62.05
SUB-TOTAL	816.59	920.90	911.69
Ladysmith System	4.32	5.00	4.63
Brucedale Scheme	16.28	19.76	23.38
Currawarna Scheme	10.69	14.67	14.09
Rural south from Wagga Wagga	97.25	95.06	95.43
Rural from Walla Walla Bore	0.00	0.00	13.94
Bulgary, Lockhart and Boree Creek	16.94	22.37	20.52
From Boree Crk to Urana and Oaklands	13.99	19.74	18.73
Holbrook	16.47	23.95	21.35
SUB-TOTAL	175.94	200.55	212.07
Woomargama	0.84	0.79	1.11
Humula	0.76	0.95	0.59
Tarcutta	2.80	3.03	3.01
Oura	3.35	3.65	2.58
Walbundrie/Rand	2.22	2.82	3.47
Morundah	0.78	0.80	0.79
Collingullie	4.18	3.16	4.38
SUB-TOTAL	14.93	15.20	15.93
TOTALS	1,007.46	1,136.65	1,139.69



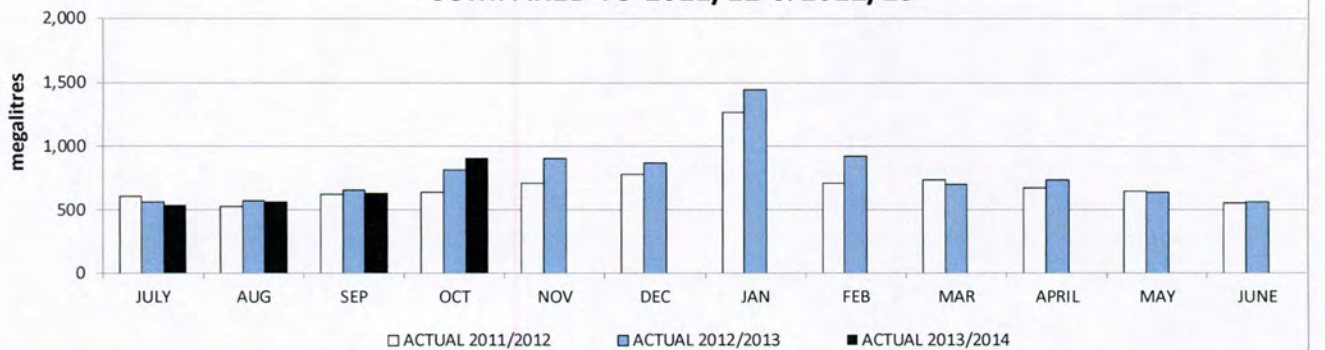
TOTAL CUMULATIVE WATER USED 2013/2014



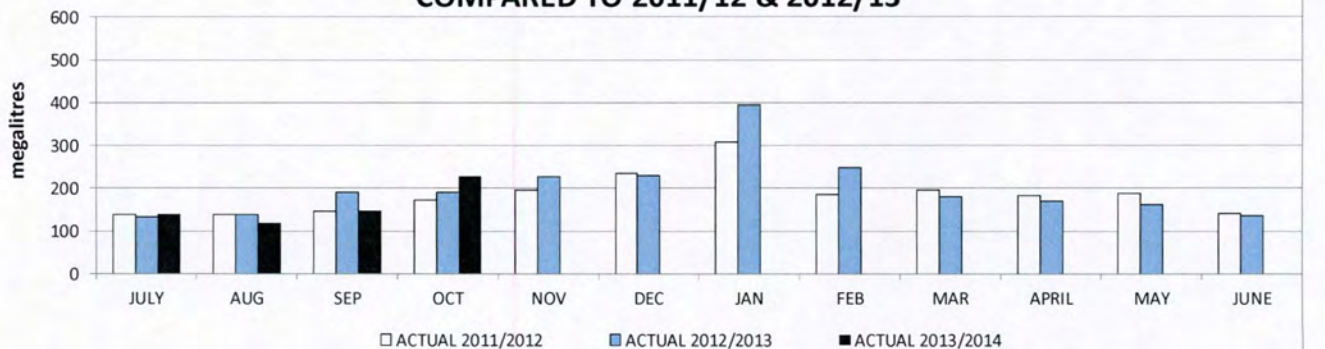
MONTHLY TOTAL WATER USED 2013/14 COMPARED TO 2011/12 & 2012/13



MONTHLY WAGGA WATER USED 2013/14 COMPARED TO 2011/12 & 2012/13



MONTHLY RURAL WATER USED 2013/14 COMPARED TO 2011/12 & 2012/13



1.2 NEW SERVICE CONNECTIONS, REPAIRS, METERS, LOCATIONS & COMPLAINTS FOR THE MONTH OF OCTOBER 2013

Location	New Connect., Residential	New connect., Non Residential	Services Renewed	Services Repaired	Quality Complaints	Supply Complaints *	Customer dealings complaints	Other Complaints	Frost damage	Meter or Metercock fault	Leaking valves or hydrants	Locations
Wagga	26	1		12	5	6				66	11	12
Brucedale												
Currawarna										1		
Euberta												
Humula												
Ladysmith										2		
Oura												
San Isidore												
Tarcutta										1		
The Gap						1						
Bulgary												
Collingullie												
French Park												
Lockhart	1									1		1
Mangoplah												
Milbrulong												
Pleasant Hills												
The Rock				2		1				2	1	1
Uranquinty			1	1								1
Yerong Creek				1							1	
Culcairn												
Henty	1			1						2		1
Holbrook				1								
Morven												
Walbundrie												
Walla Walla											1	
Woomargama												1
Boree Creek											1	
Morundah												
Oaklands												
Rand												
Urana												
TOTAL	28	1	1	18	5	8	0	0	0	75	15	17

1.3 WATER SYSTEM REPAIRS

WAGGA WAGGA								
Date	Location	Town	Main Type	Cause	Live Repair	Outage Duration Time	Customers Affected (no supply)	Water Lost KI
4	84 Plumpton Rd	Lake Albert	80 PVC	Pipe Failure (not specified)	No	0:00	20	17
3	86 Plumpton Road	Lake Albert	80 AC	Tree Roots	Yes	0:00	15	27
4	Plumpton Rd	Wagga Wagga	80 PVC	Pipe Failure (not specified)	No	0:00	20	34
17	100 Tarcutta St	Wagga Wagga	100 AC	Pipe Failure (not specified)	No	24:00	13	50
18	1-3 Balmoral Cres	Wagga Wagga	100 AC	Pipe Failure - Ground Movement	Yes	0:00	30	15
19	Olympic Hwy	Wagga Wagga	150 WPVC	Pipe Failure (not specified)	No	0:00	0	20
TOTALS						24:00	98	163
Total Breaks – 6				Breaks needing shut off -	4	Breaks affecting customers – 5		

RURAL								
Date	Location	Town	Main Type	Cause	Live Repair	Outage Duration Time	Customers Affected (no supply)	Water Lost KI
7	Ravenswood Rd	Ralvona	50 PVC	Leaking collar	No	0:00	2	0
13	Urana Rd	Bidgeemia	50 PVC	Pipe Failure - Ground Movement	No	0:00	5	10
14	Locks/Casley Rd	The Gap	100 WPVC	Pipe Failure - Ground Movement	Yes	0:00	5	110
15	Olympic Hwy	The Rock	300 CI	Tree Roots	No	0:00	10	120
15	Yerong St	The Rock	300 CI	Pipe Failure - Ground Movement	No	0:00	30	10
17	52 Commercial St	Walla Walla	100 AC	Pipe Failure - Ground Movement	No	0:00	2	20
17	Walla Walla	Walla Walla	100 AC	Pipe Failure - Ground Movement	Yes	0:00	0	75
18	Benambra Rd	Walla Walla	100 AC	Pipe Failure - Ground Movement	No	0:00	10	20
19	Benambra Rd	Walla Walla	100 AC	Pipe Failure - Ground Movement	No	0:00	10	25
20	Benambra Rd	Walla Walla	100 AC	Pipe Failure - Ground Movement	No	0:00	10	20
21	Urana Rd	Bidgeemia	75 AC	Pipe Failure - Ground Movement	No	0:00	1	5
23	Yamma Rd	Morundah	100 AC	Pipe Failure - Ground Movement	Yes	0:00	0	4
23	Urana Rd	Bidgeemia	50 PVC	Pipe Failure - Ground Movement	No	0:00	1	3
24	Hayes St	Ladysmith	150 AC	Pipe Failure - Ground Movement	Yes	0:00	0	80
25	11 Milne St	The Rock	100 AC	Pipe Failure - Ground Movement	Yes	0:00	0	4
28	Sturt Hwy	Collingullie	32 PVC	Pipe Failure - Ground Movement	Yes	0:00	2	2
29	Hayes St	Lockhart	150 AC	Pipe Failure - Ground Movement	Yes	0:00	0	10
30	Hayes St	Lockhart	100 AC	Pipe Failure - Ground Movement	Yes	0:00	0	1
30	Hayes St	Lockhart	100 AC	Pipe Failure - Ground Movement	Yes	0:00	0	2
30	Hayes St	Lockhart	100 AC	Pipe Failure - Ground Movement	Yes	0:00	0	2
31	Hayes St	Lockhart	100 AC	Pipe Failure - Ground Movement	Yes	0:00	0	5
TOTALS						48:00	88	528

1.4 WATER QUALITY COMPLAINTS

Water quality complaints received during October 2013 were:

Date	Location	Problem	Action Taken
16/10/2013	223 Gurwood St, Wagga	Dirty water	Flushed main
17/10/2013	50 Simmons St, Wagga	Dirty water	Flushed service & new metercock
24/10/2013	554 Koorungal Rd, Koorungal	Strong chlorine taste & smell	Chlorine within ADWG. Customer over-sensitive
28/10/2013	3 Bowen Pl, Wagga	Dirty water	Flushed main

1.5 MAINS CONSTRUCTIONS

1.5.1 MAINS EXTENSIONS AND NEW WORKS

New water mains laid during October 2013 include:

LOCATION	PROJECT	100	150	250	300	375
		OPVC	OPVC	OPVC	OPVC	DICL
Estella Rise, Estella	New Subdivision	288	234		204	
Durack Circuit, Boorooma - Stage 3	New Subdivision	120				
Pine Gully Road, Wagga Wagga	Mains Extension					36
Holbrook Rd, Wagga Wagga	Mains Extension			671		
Vincent Road, Wagga Wagga	Mains Extension		510			
	TOTAL	408	744	671	204	36

1.5.2 REPLACEMENT OF EXISTING MAINS

No mains replaced during October 2013.

1.6 OTHER CONSTRUCTION

No other construction works during October 2013.

1.7 MAJOR REPAIRS / OVERHAULS

Major repairs/overhauls during October 2013 include:

LOCATION OR PROJECT	WORK DONE
Urana WTP	Dam pump overhaul & recommission
Brucedale Reservoir	Repair floor wall joints & recommission
Pleasant Hills Pump Station	No. 2 highlift repair & recommission
Humula Bore	No. 2 highlift overhaul & recommission
Bulgary Silica	Clean & overhaul dosing pump
Waterworks Chlorine	Overhaul system
Estella Pump Station	Overhaul No.1 highlift motor

1.8 WATER FILLING STATION ACTIVITY

Water Filling Station activity during October 2013 include:

LOCATION	NUMBER OF FILLS
Red Hill Road	62
Plumpton Road	53
Estella	194
Bomen	16
Gregadoo Road	6
Forest Hill	6
Lockhart	2
Holbrook	39
Henty	11
Yerong Creek	17
Pleasant Hills	4

1.9 STAFF TRAINING & SAFETY

The following training and/or safety activities were undertaken during October 2013:

Training or Programme	Number of Staff
Asbestos Removal Training	3
Asbestos for Supervisors	3
Workcover Licence - HRW Forklift	5

1.10 FLEET ACQUISITIONS

Fleet acquisitions made during October 2013 are:

Existing Vehicle					
Vehicle No	Description	Vehicle Type	Make & Model	Year	kms
T16	Nature Strips	AWD Wagon	Hyundai Santa Fe	2011	47,605
T4	Water Testing	2WD Dual Cab Ute	Nissan Navara	2010	77,000
T26	Depot	4WD Extra Cab Chassis	Nissan Navara	2010	80,900

Fleet disposals made during October 2013 are:

Replacement Vehicle				
Tenders Received	Accepted Tenderer	Vehicle Type	Make & Model	Price exc GST
N/A	N/A	N/A	N/A	N/A
8	Hillis Ford	4WD Dual Cab Ute	Ford Ranger	\$31,630
6	Hillis Ford	4WD Extra Cab Chassis	Ford Ranger	\$29,766

Disposal Details		
Vehicle No	Method	Price exc GST
T16	Auction 04/10/2013	\$25,273
T4	Auction 04/10/2013	\$16,182
T26	Auction 30/10/2013	\$19,273

1.11 CAPITAL WORKS PROGRAM

A brief overview of major projects listed in the 2013/14 Capital Works program includes:

Store Building Hammond Ave: Concept plan prepared. Final layout pending access negotiations to Koorlingal Rd. Proposed Tender in March 2014

Levee Protection Hammond Ave: Draft Flood Study received, negotiations with PWD to coordinate design and construction underway.

Alternate Access via Koorlingal Rd: Valuations received. Valuer now being commissioned to negotiate purchase.

Wagga Treatment Plant Upgrade: Awaiting Concept Design, to be followed by comments from the 4 pre-selected tenderers. Negotiations with PWD to take project to next phase to Design Development and Construction documentation.

Urana WTP: Proposed replacement budget estimate is outside budget, thus looking at refurbishment of existing plant.

Southern Trunk Main – Kapooka: Awaiting finalisation of RMS road alignment.

Mangoplah Reservoir: New tank has been sized and documentation being prepared for calling tenders early in 2014.

New Shires Reservoir – Connorton: Investigation in progress. Expect tenders to be called Mar 2014

Bryan Short

Bryan Short
ACTING DIRECTOR OF ENGINEERING

2. WORKS REPORT COVERING NOVEMBER 2013

RECOMMENDATION That this report be received and noted.

- **November 2013 Engineer Works Report**

**ACTING DIRECTOR OF ENGINEERING'S REPORTS
TO DECEMBER 2013 COUNCIL MEETING**

6th December 2013

1 WORKS REPORT COVERING NOVEMBER 2013

RECOMMENDATION That this report be received and noted.

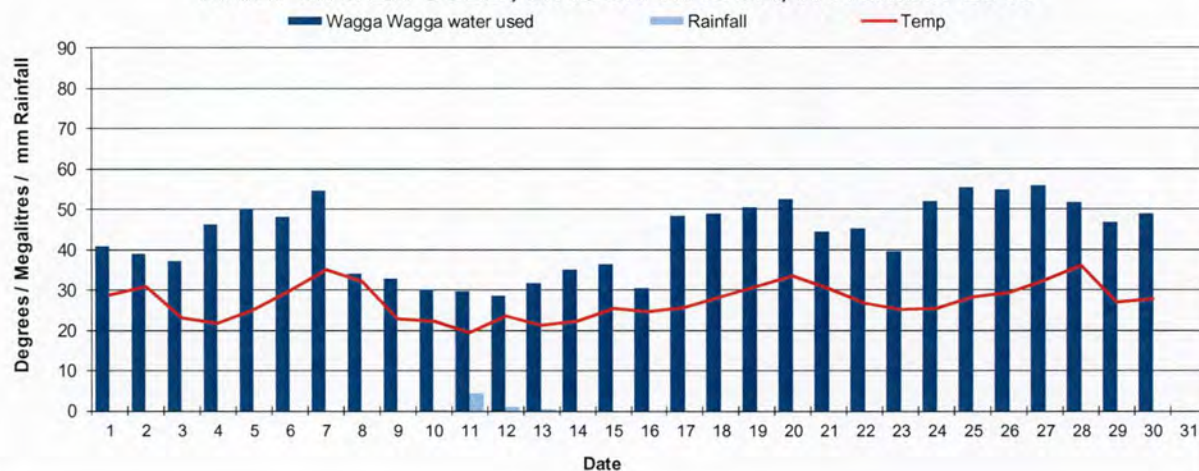
1.1 WATER SOURCED AND USED

November	2011	2012	2013
Rainfall	18.4	57	6.0
Wet Days	11	4	4
WATER SOURCED November 2013 (MI)			
North Wagga bores	184.32	220.67	265.36
West Wagga bores	431.95	425.09	588.54
East Wagga bores	217.59	258.47	230.56
Murrumbidgee River	128.63	366.32	351.18
SUB-TOTAL	962.49	1,270.55	1,435.64
Bulgary Bores	32.67	48.16	49.87
Urana Source	0.00	5.56	3.12
Ralvona Bores	16.47	23.28	25.26
Walla Walla Bores	0.00	4.12	29.27
Goldenfields Water Supply System	1.30	2.74	3.40
SUB-TOTAL	50.44	83.86	110.92
Woomargama	0.84	1.19	1.16
Humula	0.76	0.63	0.62
Tarcutta	2.80	3.83	4.28
Oura	3.35	4.07	3.61
Walbundrie/Rand	2.22	3.10	3.32
Morundah	0.78	1.29	0.84
Collingullie	4.18	5.76	7.05
SUB-TOTAL	14.93	19.87	20.88
TOTALS	1,027.86	1,374.28	1,567.44

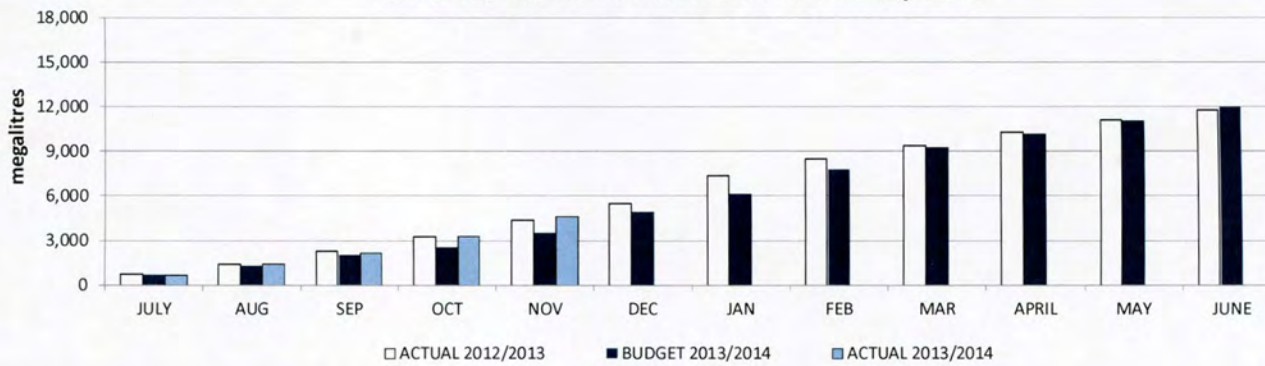
WATER USED November 2013 (MI)

	2011	2012	2013
East Bomen	17.67	21.77	23.80
Estella	45.21	78.89	77.01
North Wagga	73.44	88.46	123.89
Wagga Wagga – Low Level	159.94	188.54	219.76
Wagga Wagga – High Level	464.31	709.83	741.68
Wagga Wagga – Bellevue Level	56.02	82.74	79.32
SUB-TOTAL	816.59	1,170.23	1,265.46
Ladysmith System	4.32	6.10	5.94
Brucedale Scheme	16.28	23.28	25.51
Currawarna Scheme	10.69	13.40	18.55
Rural south from Wagga Wagga	97.25	123.38	122.49
Rural from Walla Walla Bore	0.00	4.12	29.27
Bulgary, Lockhart and Boree Creek	16.94	24.03	28.32
From Boree Crk to Urana and Oaklands	13.99	26.23	24.01
Holbrook	16.47	23.28	25.26
SUB-TOTAL	175.94	243.82	279.35
Woomargama	0.84	1.19	1.16
Humula	0.76	0.63	0.62
Tarcutta	2.80	3.83	4.28
Oura	3.35	4.07	3.61
Walbundrie/Rand	2.22	3.10	3.32
Morundah	0.78	1.29	0.84
Collingullie	4.18	5.76	7.05
SUB-TOTAL	14.93	19.87	20.88
TOTALS	1,007.46	1,433.92	1,565.69

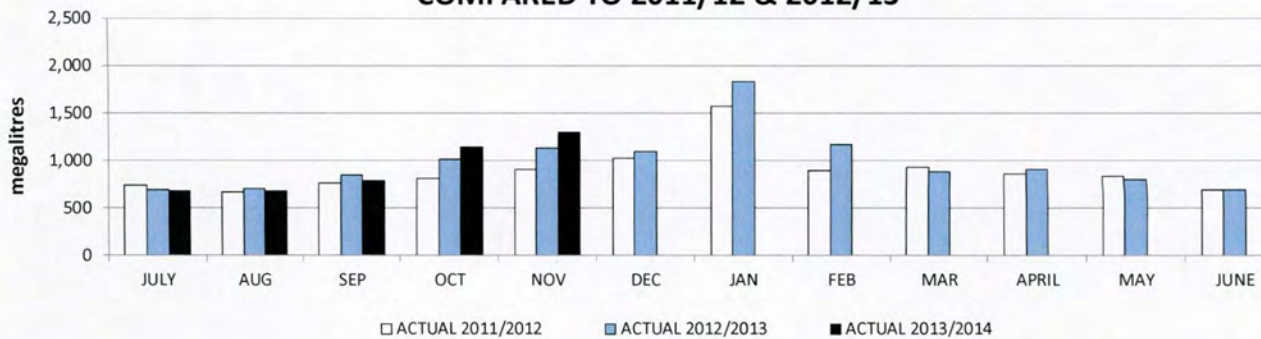
DAILY WATER USED, WAGGA WAGGA, November 2013



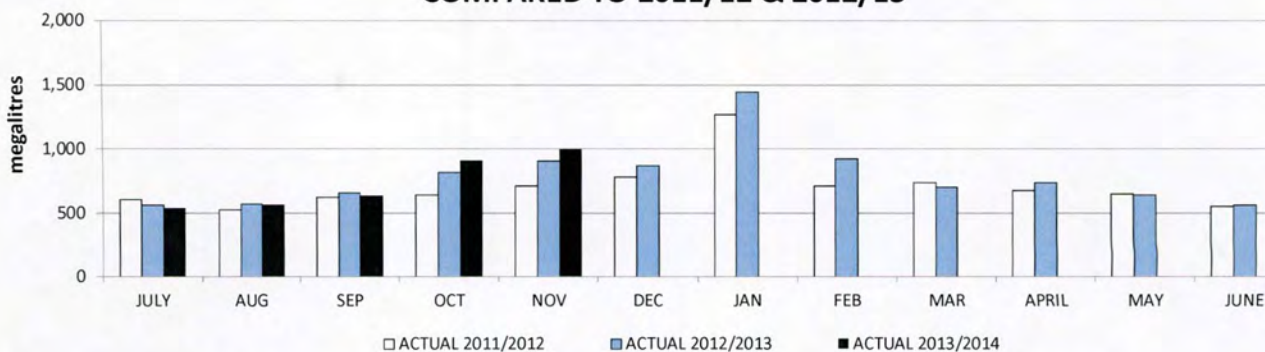
TOTAL CUMULATIVE WATER USED 2013/2014



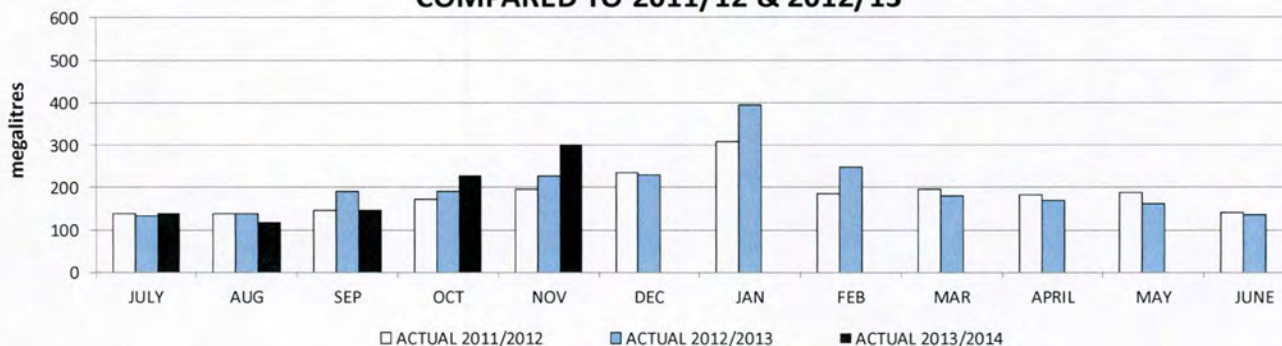
MONTHLY TOTAL WATER USED 2013/14 COMPARED TO 2011/12 & 2012/13



MONTHLY WAGGA WATER USED 2013/14 COMPARED TO 2011/12 & 2012/13



MONTHLY RURAL WATER USED 2013/14 COMPARED TO 2011/12 & 2012/13



1.2 NEW SERVICE CONNECTIONS, REPAIRS, METERS, LOCATIONS & COMPLAINTS FOR THE MONTH OF NOVEMBER 2013

Location	New Connect., Residential	New connect., Non Residential	Services Renewed	Services Repaired	Quality Complaints	Supply Complaints *	Customer dealings complaints	Other Complaints	Frost damage	Meter or Metercock fault	Leaking valves or hydrants	Locations
Wagga	18	4	2	6	5	5				42	6	7
Brucedale				1								
Currawarna												
Euberta												
Humula												
Ladysmith				1								
Oura												
San Isidore												
Tarcutta												
The Gap												
Bulgary												
Collingullie	1			1						1		
French Park												
Lockhart	1			3								
Mangoplah												
Milbrulong												
Pleasant Hills												
The Rock			1	2						1	1	
Uranquinty										1	1	
Yerong Creek						1						
Culcairn				1								
Henty			1	1	1					1	1	
Holbrook										2		
Morven										1		
Walbundrie												
Walla Walla											1	
Woomargama												
Boree Creek												
Morundah												
Oaklands	2											
Rand				1								
Urana		1		1	1							
TOTAL	22	5	4	18	7	6	0	0	0	49	10	7

1.3 WATER SYSTEM REPAIRS

WAGGA WAGGA								
Date	Location	Town	Main Type	Cause	Live Repair	Outage Duration Time	Customers Affected (no supply)	Water Lost KI
9	124 Best St	Wagga Wagga	100 CI	Tree Roots	No	1:00	1	1
11	Raye/Anne St	Tolland	200 AC	Pipe Failure (not specified)	No	3:15	40	50
14	68 Murray St	Wagga Wagga	150 AC	Leaking SS clamp	No	2:00	31	2
16	26 Crampton St	Wagga Wagga	100 CI	T/ Band Broken/Leaking	Yes	0:00	0	1
16	Farrer Rd	Wagga Wagga	100 AC	Pipe Failure - Ground Movement	Yes	0:00	0	5
26	Farrer & Coolamon Rd	Wagga Wagga	100 AC	T/ Band Broken/Leaking	No	1:30	0	5
TOTALS						7:45	72	64
				Breaks needing	Breaks affecting			
Total Breaks – 6				shut off - 4	customers – 3			

RURAL								
Date	Location	Town	Main Type	Cause	Live Repair	Outage Duration Time	Customers Affected (no supply)	Water Lost KI
1	Hayes St	Lockhart	100 AC	Pipe Failure - Ground Movement	Yes	0:00	0	1
1	Hayes St	Lockhart	100 AC	Pipe Failure - Ground Movement	Yes	0:00	0	2
15	Burkes Creek Rd	The Rock	80 PVC	Leaking collar	No	2:00	1	1
2	Hayes St	Lockhart	100 AC	Pipe Failure - Ground Movement	Yes	0:00	0	6
5	1 Linton St	Collingullie	100 WPVC	Pipe Failure - Ground Movement	Yes	0:00	0	1
5	16 Linton St	Collingullie	100 WPVC	Pipe Failure - Ground Movement	Yes	0:00	0	4
8	Spurrells Lane	Pleasant Hills	80 PVC	Leaking Gibault	No	4:00	0	10
18	Schneiders Lane	Walla Walla	100 AC	Leaking collar	No	3:30	0	3
19	43 King St	Uranquinty	100 AC	Pipe Failure - Ground Movement	No	3:45	15	56
19	Uranquinty St	Uranquinty	100 AC	Pipe Failure - Ground Movement	No	2:30	3	15
19	55 Comer St	Henty	100 AC	Pipe Failure - Ground Movement	Yes	0:00	0	5
20	Uranquinty St	Uranquinty	100 AC	Pipe Failure - Ground Movement	No	3:15	20	15
22	Uranquinty St	Uranquinty	100 AC	Pipe Failure - Ground Movement	No	3:00	0	10
22	Uranquinty St	Uranquinty	100 AC	Pipe Failure - Ground Movement	No	2:45	20	10
26	Smith St	Urana	200 BPVC	Leaking collar	No	2:00	1	1
26	Smith St	Urana	200 BPVC	Leaking collar	No	2:00	1	1
29	Yerong St	The Rock	200 CI	Leaking Gibault	No	2:30	0	2
TOTALS						31:15	61	143
			Breaks needing shut off -		11	Breaks affecting customers -		
Total Breaks -			17			7		

Uranquinty village has been experiencing an unusually high number of pipe failures over the last 2 months. Planning is in progress for replacement of the more failure prone mains and the work is expected to commence early 2014.

1.4 WATER QUALITY COMPLAINTS

Water quality complaints received during November 2013 were:

Date	Location	Problem	Action Taken
6/11/2013	4 Darlow St, Wagga	Dirty water	Flushed service
6/11/2013	Allan St, Henty	Dirty water	Flushed hydrants around council pool & town
11/11/2013	136 Meadow St, Koorungal	Dirty water	Flushed main
13/11/2013	48 Lloyd Rd, Springvale	Dirty water	Flushed main
18/11/2013	Princess St, Urana	Taste	Flushed main at hospital & town
25/11/2013	45 Pearson St, Wagga	Dirty water	Flushed meter
25/11/2013	74 Simmons St, Wagga	Dirty water	Flushed meter & service
24/11/2013	71 Simmons St, Wagga	Dirty water	Flushed meter & service

1.5 MAINS CONSTRUCTIONS

1.5.1 MAINS EXTENSIONS AND NEW WORKS

New water mains laid during November 2013 include:

LOCATION	PROJECT	100		150		200	250		375
		OPVC	DICL	OPVC	DICL	DICL	OPVC	DICL	DICL
Holbrook Rd Interconnector	System Improvement				30		212	70	
Pine Gully Rd	System Improvement								72
Estella Rise - Stage 1	New Reticulation	48							
Uranquinty - Stage 3	New Reticulation	168							
Boorooma - Stage 2	New Reticulation		96			18			
Lockhart Industrial Subd.	New Reticulation		66	300					
	TOTAL	216	162	300	30	18	212	70	72

1.5.2 REPLACEMENT OF EXISTING MAINS

No mains replaced during November 2013.

1.6 OTHER CONSTRUCTION

Other construction works during November 2013 include:

LOCATION OR PROJECT	WORK DONE
Tarcutta St, Motel	Install 100mm Connection

1.7 MAJOR REPAIRS / OVERHAULS

Major repairs/overhauls during November 2013 include:

LOCATION OR PROJECT	WORK DONE
Morundah WTP	Replaced alum dosing lines
Urana WTP	Replaced fluoride stirrer motor
Waterworks	Overhauled chlorine dosing system
Tarcutta WTP	Replaced iron filter pump wet ends
Gardners Crossing WTP	Installed & commissioned on-line turbidity meter
West Wagga No5 Bore	Replaced transducer

1.8 WATER FILLING STATION ACTIVITY

Water Filling Station activity during November 2013 include:

LOCATION	NUMBER OF FILLS
Red Hill Road	47
Plumpton Road	122
Estella	329
Bomen	22
Gregadoo Road	0
Forest Hill	6
Lockhart	96
Holbrook	45
Henty	1
Yerong Creek	26
Pleasant Hills	0

1.9 STAFF TRAINING & SAFETY

The following training and/or safety activities were undertaken during November 2013:

Training or Programme	Number of Staff
Trenching Ground Support	20
HACCP Training	89
HR Truck Licence	1

1.10 FLEET DISPOSALS

Fleet disposals made during November 2013 are:

Vehicle Details					
Vehicle No	Description	Vehicle Type	Make & Model	Year	kms
T60	D.O.E	4WD Wagon	Land Rover Discovery	2011	73,000

Disposal Details		
Vehicle No	Method	Price exc GST
T60	Auction (21/11/2013)	\$45,454

1.11 FLEET ACQUISITIONS

No fleet acquisitions made during November 2013.

1.12 MAJOR CAPITAL PROJECTS PROGRESS

	- On track
	- Behind Schedule
	- Not achievable

MAJOR PROJECTS 2013/14 (OVER \$100,000)

Description	2013/14 Budget	Actual & Committed to Date	Comments
MANAGEMENT			
Demand Management			
Demand Management - Urban	\$300,000	\$30,691	No major projects anticipated. Unlikely to fully expend budget item. Water Conservation advertising will commence 2 nd Week of December and will run through summer on TV, radio & in print.
Depot Buildings			
Store Building Hammond Ave - Urban	\$2,460,000	\$0	Concept layouts developed, final layout subject to successful finalisation of alternative access.
Access, Parking and Landscaping			
Levee protection feasibility study/land matters Hammond Ave - Urban	\$156,000	\$70,575	Currently in progress.
Levee protection stage 2 Hammond Ave - Urban	\$1,140,000	\$0	Negotiations with approving authorities underway, hydraulic study underway, PWD working on draft design. Levee will not be constructed by end of FY.
Alternate access Hammond Ave - Urban	\$1,500,000	\$0	Land valuations in hand. Negotiations with landowners for purchase in progress.

WORKING PLANT & VEHICLE PURCHASES			
Routine plant & vehicle replacements	\$1,000,000	\$540,711	Indications for total purchases for 13/14 FY are \$600,000 to \$700,000.
SOURCES			
Bores			
Walla Walla Bore 1B or 2B - Non-Urban	\$275,000	\$0	Preferred contractor for replacement bore available in April/May. Funds will be committed but works will run into next FY.
TREATMENT PLANTS			
Treatment Plant refurbishments			
Underground powerlines - Urban	\$800,000	\$36,249	Discussions on going with Essential Energy. Sourcing external Project Manager.
WTP stage 1 - Urban	\$2,400,000	\$0	Concept design due late Jan 2014. Tendering programmed for end of FY.
Urana WTP replacement - Non-Urban	\$1,500,000	\$0	Funding is not sufficient for replacement, looking at prioritised refurbishment.
DISTRIBUTION			
MAINS			
System Improvements			
Bellvue interconnection 1.28km along Holbrook Rd	\$200,000	\$142,478	Works to be completed on 7 Dec 2013.
Mimosa Dr (Low Pressure Area)	\$150,000	\$0	Project deferred pending further investigation.
Reticulation for Developers			
Reticulation for Developers - Urban	\$400,000	\$316,610	Being completed as required.
Renew Reticulation Mains			
Lake Albert Rd Replacement	\$150,000	\$0	Design in progress.
Flinders St Replacement	\$100,000	\$0	Design in progress.
Renew Trunk Mains			
Southern Trunk - Kapooka Highway Realignment 2km 450mm DI CL	\$900,000	\$0	Awaiting finalisation of road alignment from RMS.

Southern Trunk - West Wagga to Kapooka 2.2km 450mm DICL	\$990,000	\$54,450	Being designed by consultants. Draft design requires too much underboring, particularly of trees. Other options being developed.
Morven Balance tank to township (7km 150mm) - Non-Urban	\$200,000	\$0	Easement survey completed. Design in progress.
Mountain View to Walla Reservoir (5.5km 100mm)	\$200,000	\$0	Design to be carried out.
RESERVOIRS			
New Reservoirs			
Mangoplah - Non-Urban	\$347,000	\$5,481	Same design as Rand Res. Tenders to be called in early 2014.
Shires - Non-Urban	\$1,500,000	\$387	Investigation underway. Aiming to have tenders called by end of FY.
SERVICES			
Service Connections, new			
Service Connections, new - Urban	\$420,000	\$266,800	Being completed as required.
Renew Services			
Renew Services - Urban	\$120,000	\$14,324	Being done on as required basis. Unlikely to spend total amount this FY.
METERS			
Water meters replacement			
Water meters replacement - Urban	\$150,000	\$0	To commence in new year.

1.13 WAGGA TREATMENT PLANT LEVEE

SUBMITTED FOR INFORMATION

Councillors would be aware that Council constructed a 1 in 20 year levee around the Wagga Treatment Plant in 2012. Prior to construction of the levee, Council undertook a Review of Environmental Factors and submitted the design plans and REF to the NSW Office of Water. The NSW Office of Water reviewed the documentation and advised in November 2011 that under the Water Management Act 2000, approval for the levee was not required, as the proposed works were exempt under Part 3, Division 2, Subdivision 4 and Part 2 of Schedule 5 of the Water Management (General) Regulation 2011. They also advised that no approval was required under Part 8 of the Water Act 1912.

On this basis, work commenced in April 2012, shortly after the major flood in March 2012. The project was undertaken by Council staff, using hired plant where required and completed in 3 months.

Shortly after the completion of the 1 in 20 year levee, Council started investigating the possibility of increasing the level of protection to 1 in 100 years. This level of protection is more appropriate to critical infrastructure such as a water treatment plant. To guide this process, Council selected NSW Public Works to provide legislative, investigation and design advice.

At this point in time RWCC was in discussions with the NSW Office of Environment and Heritage (OEH) and was advised by them that WWCC was having its Flood Study reviewed following the 2012 flood, to determine the crest height for its Main City and North Wagga Wagga Levee Upgrade. On this basis RWCC staff decided to seek a quote from the same consultant for carrying out a flood study of the impacts of raising the RWCC levee to the 1 in 100 year protection level. After negotiations with OEH and WWCC, RWCC was able to reach agreement whereby the study would be carried out at the same time as the WWCC study. RWCC would also be able to participate in the State Flood Mitigation program and receive a subsidy for the study.

The Flood Study has proceeded to the point whereby Council has received a draft report (19 November) from the consultants. Council staff have made comments on the draft and forwarded these back to the consultant. The next step along the way, after the Flood Study is completed, will be to have a revised REF completed which addresses the impacts that would occur if the 1 in 100 year structure is built. At this point in time RWCC will need to proceed with a community consultation program.

Protection of critical infrastructure, such as a water treatment plant, from flooding is covered in various Acts with some exemptions in regard to development consent, but there is still a requirement to consult with various affected parties.

Bryan Short
ACTING DIRECTOR OF ENGINEERING

QUESTIONS & STATEMENTS



CLOSURE OF MEETING TO THE PUBLIC **(Confidential Reports)**